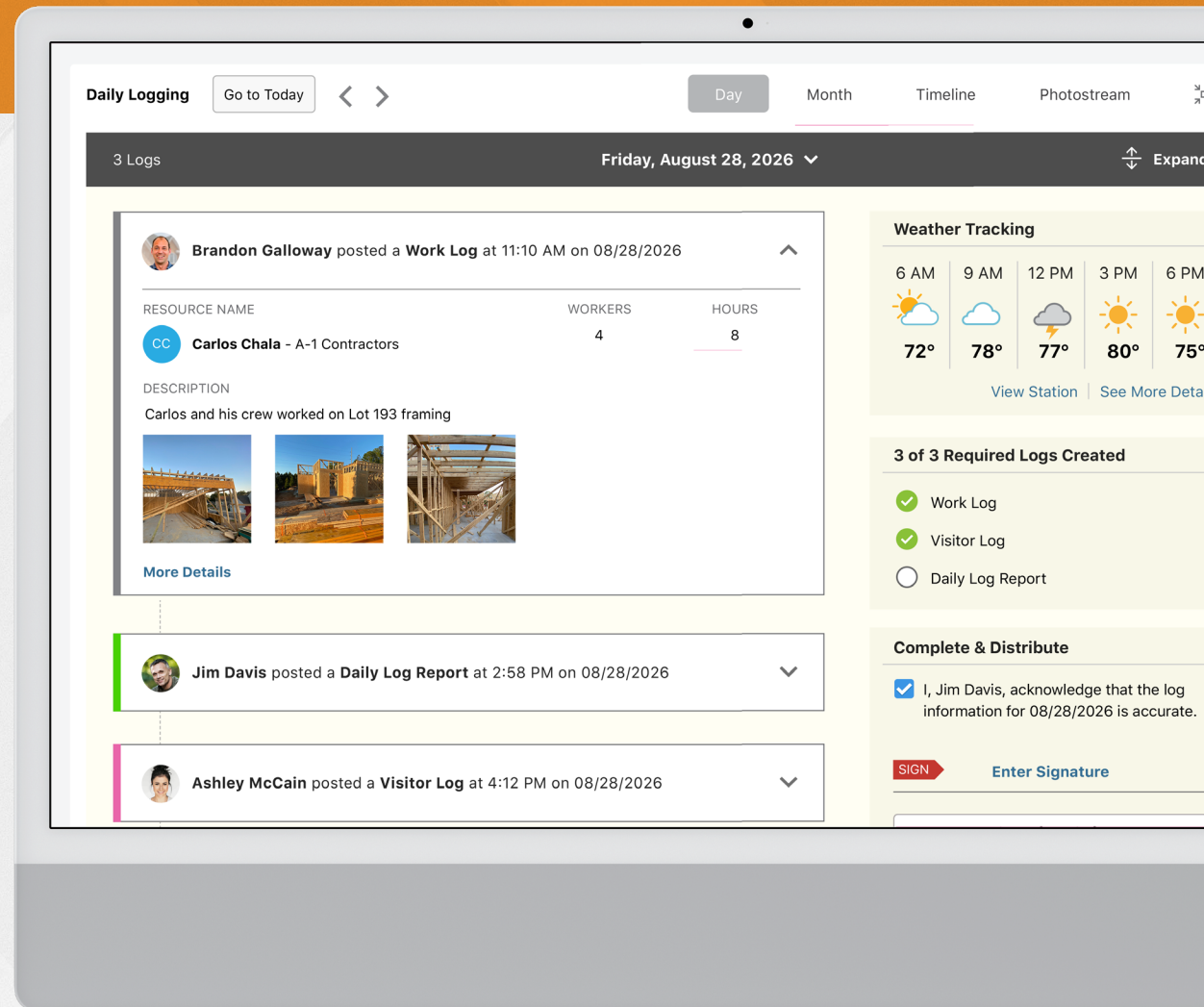


GETTING STARTED



Daily Logging






Daily Logging Day View


Here's where all log entries for a project for a specific day are shown. You can also view the historical weather conditions for the day, review any required logs, and mark the day as complete when ready.

Create logs and view logs entered by others for the day.




Daily Logging Go to Today < > Day Month Timeline Photostream  



3 Logs Friday, August 28, 2026  Expand All



 **Brandon Galloway** posted a **Work Log** at 11:10 AM on 08/28/2026 


RESOURCE NAME	WORKERS	HOURS
 Carlos Chala - A-1 Contractors	4	8

DESCRIPTION
Carlos and his crew worked on Lot 193 framing






  
[More Details](#)

 **Jim Davis** posted a **Daily Log Report** at 2:58 PM on 08/28/2026 

 **Ashley McCain** posted a **Visitor Log** at 4:12 PM on 08/28/2026 

 **Create Log(s)**

Weather Tracking

6 AM	9 AM	12 PM	3 PM	6 PM
				
72°	78°	77°	80°	75°


[View Station](#) | [See More Details](#)

3 of 3 Required Logs Created

- Work Log
- Visitor Log
- Daily Log Report

Complete & Distribute

I, Jim Davis, acknowledge that the log information for 08/28/2026 is accurate.



Weather conditions are automatically recorded

The logs that must be created each day can be defined with Required Logs

Log days can be signed for accuracy and distributed to project stakeholders

Daily Logging Month View

The Month View provides an easy reference for which logs were created on which dates. You can also quickly see if any required logs were not entered, and which days were marked complete.

Daily Logging Go to Today < > Day Month Timeline Photostream

Add New Log * = Required Log ✓ = Completed Day **July 2026**

SUN 30	MON 1	TUE 2	WED 3	THU 4	FRI 5	SAT 6
	2 Work Logs * 1 Equipment Log * 2 Delay Logs	3 Work Logs * 2 Equipment Logs *	4 Work Logs * 2 Equipment Logs * 1 Visitor Log	1 Work Log * 2 Equipment Logs *	3 Work Logs * 2 Equipment Logs * 1 Scheduled Work for To... 1 Observed Weather Log	
7	8	9	10	11	12	13
	1 Work Log * 1 Equipment Log * 2 Delivery Logs	0 Work Logs * 0 Equipment Logs *	3 Work Logs * 3 Equipment Logs *	2 Work Logs * 2 Equipment Logs * 1 Scheduled Work for To...	3 Work Logs * 0 Equipment Logs * 1 Observed Weather Log	
14	15	16	17	18	19	20
	3 Work Logs * 2 Equipment Logs *	5 Work Logs * 1 Equipment Log * 1 Visitor Log	3 Work Logs * 2 Equipment Logs * 1 Safety Log 1 Observed Weather Log	3 Work Logs * 2 Equipment Logs *	1 Work Log * 1 Equipment Log * 1 Observed Weather Log	✓
21	22	23	24	25	26	27
	3 Work Logs * 2 Equipment Logs * 1 Safety Log 1 Observed Weather Log	0 Work Logs * 2 Equipment Logs *	0 Work Logs * 0 Equipment Logs * 1 Project Note	0 Work Logs * 0 Equipment Logs *	0 Work Logs * 0 Equipment Logs *	* *
28	29	30	31	1	2	3
	0 Work Logs * 0 Equipment Logs *	0 Work Logs * 0 Equipment Logs *	0 Work Logs * 0 Equipment Logs *			

Quickly know which days have been completed

See any logs that have been set as required

Daily Logging Timeline View

The Timeline view shows a running record of log entries, either for a single project or across all projects in the Company Overview. Log entries can be filtered by creator, project, type and more - so finding what you're looking for is a breeze. You can also see the hours entered into logs broken down by employee as a dashboard or Excel export.

The screenshot shows the 'Daily Logging' interface in 'Timeline' view for 'Monday, April 27'. At the top, there are navigation tabs for 'Day', 'Month', 'Timeline', and 'Photostream'. A '+ Add New Log' button is on the left. Below the date, there are filter options: 'Hide Day Completion Entries' (unchecked) and 'Hide Weather Entries' (checked). A callout box points to a 'Filters' dropdown menu. An 'Export to Excel' button is on the right. The main content area shows a log entry for 'Monday, April 27' by 'Brandon Galloway'. The log title is 'Daily Field Report'. It includes a table with columns 'PROJECT' and 'DATE', showing 'Summit at Smiths Square - Phase 1' and '04/27/2026'. Below the table are 'Quick Flags' for 'Delivery delays or issues?' (No), 'Inspection Ready?' (Yes), and 'Safety violations or accidents?' (No). A callout box points to an 'ATTACHMENTS' section containing five photos of construction sites. Below this, a log entry for 'Friday, April 24' by 'Wayne Davis' is visible, titled 'Work Log - Chad Hill', with a text description: 'A lot of activity on the job site today - several trades are wrapping up and should be done in the next couple of days.' At the bottom, a table shows project details: '71st Street Renovation', resource 'Chad Hill' (Project Manager), and '4' workers.

Get a breakdown of hours from work logs by employee

See a running record of log entries across your projects

Easily view any photos and files attached to log entries

Daily Logging Photostream View

The Photostream view provides a comprehensive visual reference of job site activity. Any photos your team attaches to logs will automatically be shown here. Date and Contact filters can be applied to narrow down results, so you can find what you're looking for faster.

The interface displays a 'Daily Logging' section with a 'Photostream' view selected. At the top, there are navigation tabs for 'Day', 'Month', 'Timeline', and 'Photostream'. A search bar shows 'Show: Jan 25 - Apr 24, 2026' and 'for: All Contacts'. Below this, it indicates '256 Daily Log Photos' and an 'Image Size' selector. The main content is organized by date:

- Wednesday, April 29**: Brandon Galloway added 4 photos to [Work Log](#). The photos show the exterior of a house under construction.
- Tuesday, April 28**: Chad Hill added 3 photos to [Delivery Log](#). The photos show construction materials like lumber and concrete blocks.
- Carlos Chala added 8 photos to [Work Log](#)**. The photos show the interior of a house, including a kitchen and living area.

Annotations highlight the search filters and a link to a log entry.

Filter the Photostream by date range and associated contacts

Click the link to go directly to the related log entry

Setting Required Logs & Reminders

Ensure your team is documenting the information needed with required logs and reminders. You can choose one or more log types that you'd like to set as required and/or create reminders for.

1

Required Logs & Reminders

Required Logs | Log Reminders

Required Log Types
You can choose to require specific log types to be created daily for your projects.

Choose a Project
71st Street

Choose Required Log Types

- Work
- Project Notes
- Delay
- Safety Log
- Manpower Log
- Scheduled Work for Today
- Scheduled Resources Log
- Visitor Log
- Observed Weather
- Equipment
- Materials

Email Notification

Send an email notification to the selected recipients below if Required Logs are not created during a workday.

EMAIL RECIPIENTS | Send email at: 5:30 PM

EMAIL RECIPIENTS	Send email at: 5:30 PM
<input checked="" type="checkbox"/> AB Allan Brown	Eagle Rock Builders
<input checked="" type="checkbox"/> BG Brandon Galloway	Eagle Rock Builders
<input checked="" type="checkbox"/> CH Chad Hill	Eagle Rock Builders
<input checked="" type="checkbox"/> DW David Williams	Eagle Rock Builders
<input checked="" type="checkbox"/> EG Ellie Green	Eagle Rock Builders

1 **Required Logs**

You can choose to designate certain logs as Required, meaning at least one log entry must be created each workday.

2 **Log Reminders**

Reminders can be set up for specific log types. These reminders will be sent if entries for the selected log types were not created during the workday.

2

Required Logs & Reminders

Required Logs | Log Reminders

Set Reminders to Create Project Logs
Set reminders for your team to create logs. You can choose to specify one or multiple log types. Reminders will be sent only if the specified log types were not created on that workday.

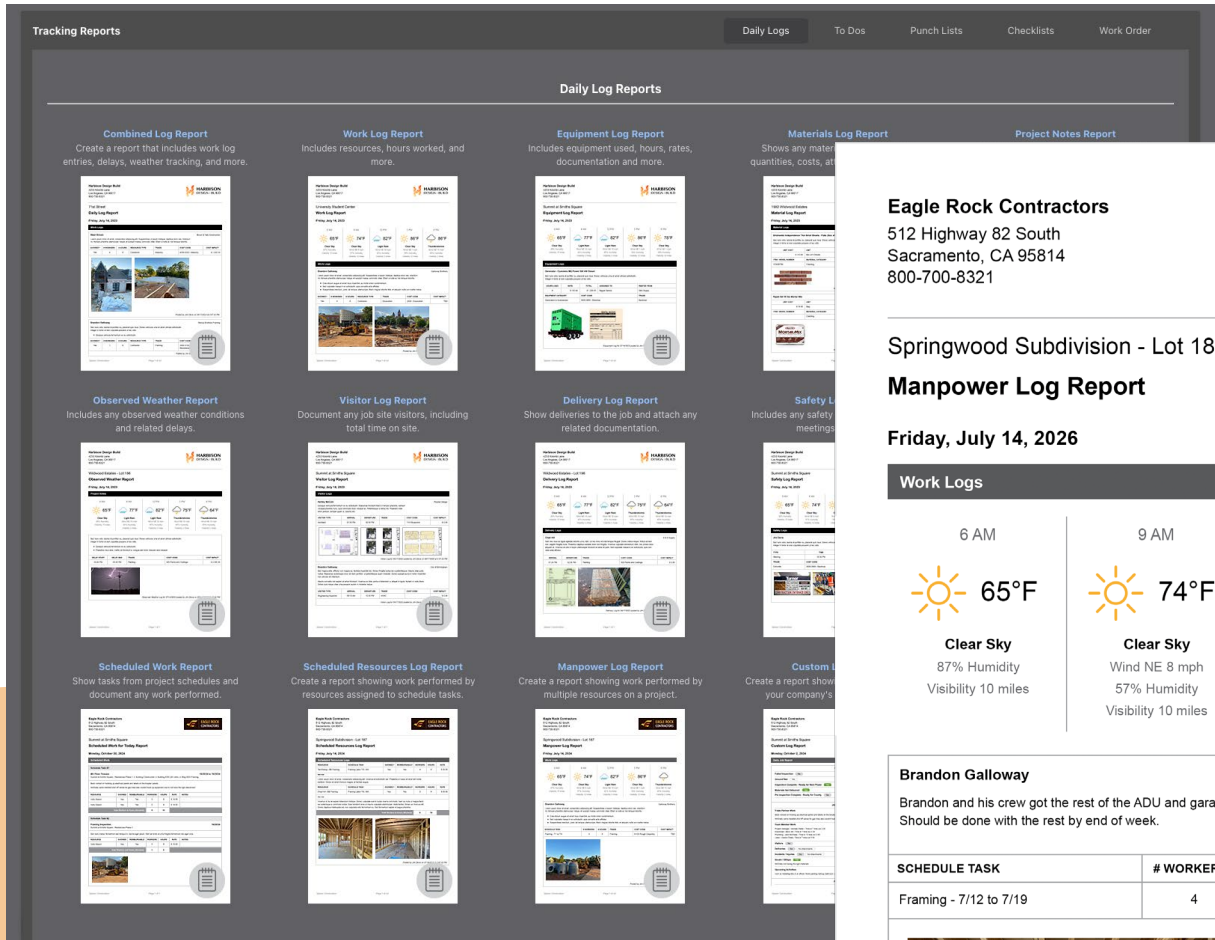
+ Add New Log Reminder

RECIPIENTS	PROJECT	LOG TYPE	TIME SENT	DAY(S) SENT	
Brandon Galloway	71st Street	Work Log, Project Notes	5:00 PM	Every Weekday	✕
Ashley McCain	71st Street	Work Log, Project Notes	5:00 PM	Every Weekday	✕

Save Cancel

Creating Daily Logging Reports

Easily create professional reports from your log data for reference and documentation. You can choose to create a combined report including all log types, or one focused on a specific type.



Eagle Rock Contractors
 512 Highway 82 South
 Sacramento, CA 95814
 800-700-8321

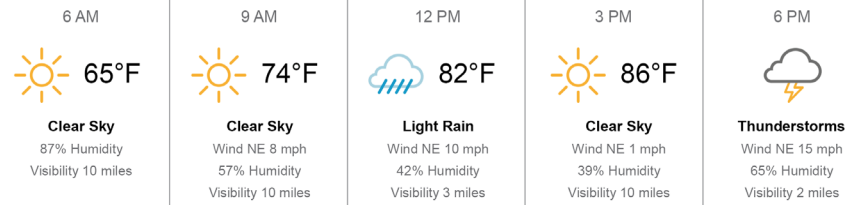


Springwood Subdivision - Lot 187

Manpower Log Report

Friday, July 14, 2026

Work Logs



Brandon Galloway

Galloway Brothers

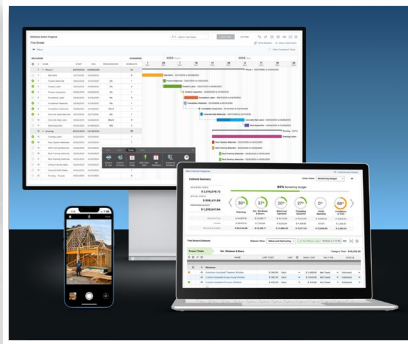
Brandon and his crew got the rest of the ADU and garage framed out. Should be done with the rest by end of week.

SCHEDULE TASK	# WORKERS	# HOURS	TRADE	COST CODE	COST IMPACT
Framing - 7/12 to 7/19	4	8	Framing	6-100 Rough Carpentry	TBD



Posted by Jim Davis on 07/16/2026 at 3:47:32 PM

**We help more than 950,000 pros worldwide
build better, faster and smarter everyday.**



Try it for yourself, risk-free

Try ConstructionOnline for yourself with a 10-day free trial, featuring full access to our award-winning suite of management tools.

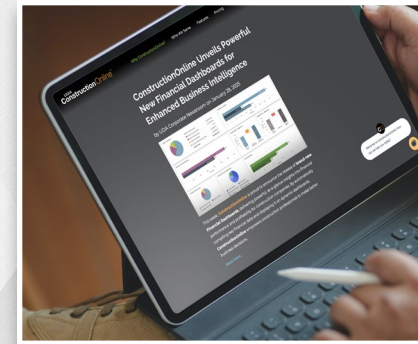
[Get Your Free Trial](#)



Get a personalized demo

Let one of our product experts show you how ConstructionOnline can help you increase efficiency, reduce errors, and build smarter.

[Schedule Your Demo](#)



See the latest & greatest

Just like you, we love to build. We're constantly innovating to meet and exceed our clients' needs - click below to see what's new

[See the Latest News](#)